

North Somerset Bat Survey

EpiCollect Set-up Guide



When you visit your 1km-square, you will need to record some information about the survey site, such as the surrounding habitat. To do this we have created an EpiCollect form, which you will need to download onto your smartphone and complete when deploying and collecting your detector.

Please follow the instructions below to register with our project on the EpiCollect app.

IMPORTANT- this process is very simple, however we will need a few days to register your account with our project, so please complete **Step 1** a few days before picking up your detector kits.

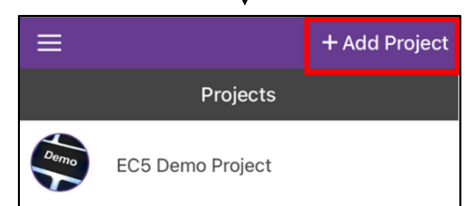
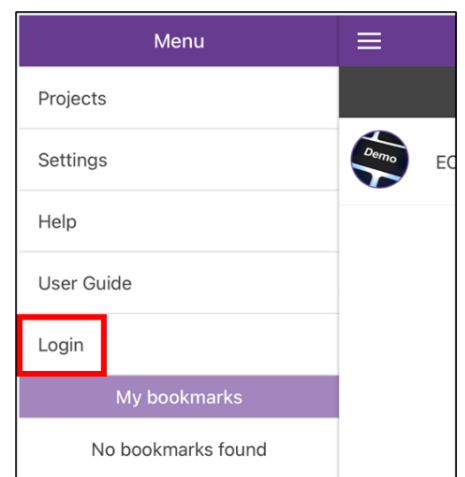
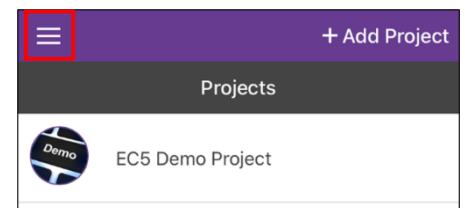
1) Set up a Google account and register with the North Somerset Bat Survey

- To use EpiCollect you will need a Google account, if you do not already have one, please create one by clicking [here](#).
- Once you have your account set up, please email Beth.Gerrard@uwe.ac.uk with your account email. We will then register you on EpiCollect with the North Somerset Bat Survey. This may take a few days, so please send us your details before you pick up your detector kit.



2) Install the EpiCollect5 app and add the North Somerset Bat Survey

- This step is to be completed after you have received an email confirming your registration with the North Somerset Bat Survey on EpiCollect.
- Please install the EpiCollect5 app, available from Apple's [App Store](#) or [Google Play](#).
- Open the app, click the hamburger icon in the top left and then "**Login**" using your Google account.
- Then click "**+ Add Project**" in the top right corner of the screen, type "**North Somerset Bat Survey**" in the text box, and click on the project to add it. **Please note-** as this is a private project, you can only add the project after registering with us.



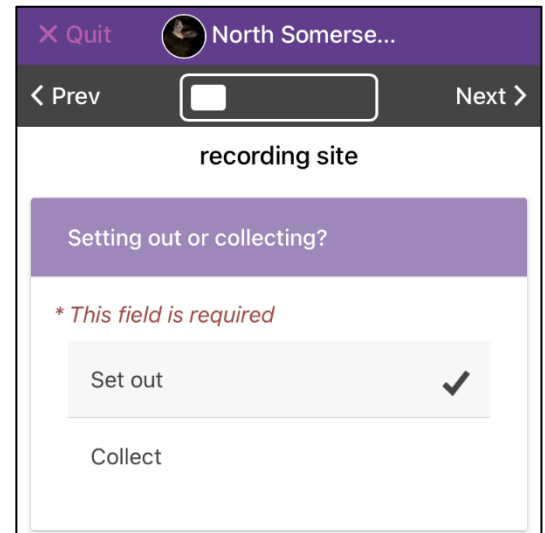
3) Complete a form when deploying your detector

- This step is to be completed in the field when you have deployed your detector. The form will collect details on the surrounding habitat and location of your detector.
- Please see our **Quick Start Guide** for details of how to complete the EpiCollect “Set out” form.

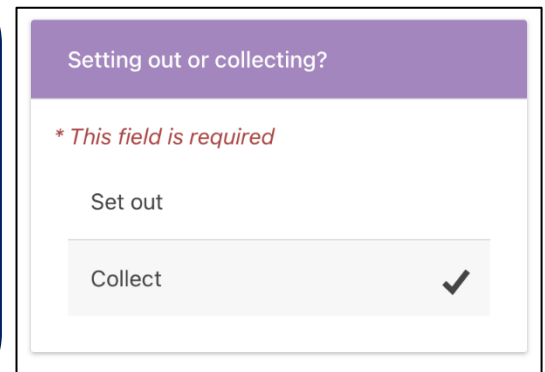


4) Complete a form when collecting your detector

- When collecting your detector after six nights of surveying, please use the app to complete our EpiCollect form. This will record any potential reasons why the detector may not have recorded properly.
- Please see our **Quick Start Guide** for details of how to complete the EpiCollect “Collect” form.



Quit North Somerse...
 Prev [] Next >
 recording site
 Setting out or collecting?
 * This field is required
 Set out ✓
 Collect



Setting out or collecting?
 * This field is required
 Set out
 Collect ✓